

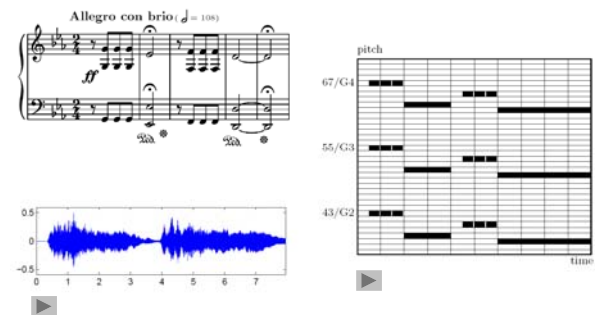
Lecture
Music Processing

Music Synchronization

Meinard Müller

International Audio Laboratories Erlangen
meinard.mueller@audiolabs-erlangen.de

Music Data



Music Data

Various interpretations – Beethoven's Fifth

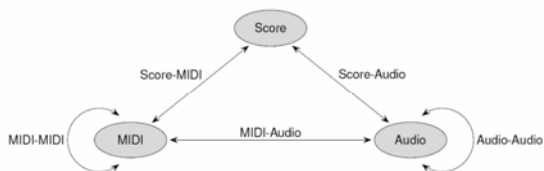
Bernstein	▶
Karajan	▶
Scherbakov (piano)	▶
MIDI (piano)	▶

General Goals

- Automated organization of complex and inhomogeneous music collections
- Generation of annotations and cross-links
- Tools and methods for multimodal search, navigation and interaction

Music Information Retrieval (MIR)

Music Synchronization



Schematic view of various synchronization tasks

Music Synchronization (Audio Alignment)

- Turetsky/Ellis (ISMIR 2003)
- Soulez/Rodet/Schwarz (ISMIR 2003)
- Arifi/Clausen/Kurth/Müller (ISMIR 2003)
- Hu/Dannenberg/Tzanetakis (WASPAA 2003)
- Müller/Kurth/Röder (ISMIR 2004)
- Raphael (ISMIR 2004)
- Dixon/Widmer (ISMIR 2005)
- Müller/Mattes/Kurth (ISMIR 2006)
- Dannenberg /Raphael (Special Issue ACM 2006)
- Kurth/Müller/Fremerey/Chang/Clausen (ISMIR 2007)
- Fujihara/Goto (ICASSP 2008)
- Wang/Iskandar/New/Shenoy (IEEE-TASLP 2008)
- Ewert/Müller/Grosche (ICASSP 2009)

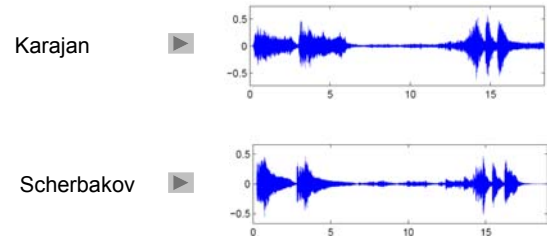
Music Synchronization: Audio-Audio

Given: Two different audio recordings of the same underlying piece of music.

Goal: Find for each position in one audio recording the **musically** corresponding position in the other audio recording.

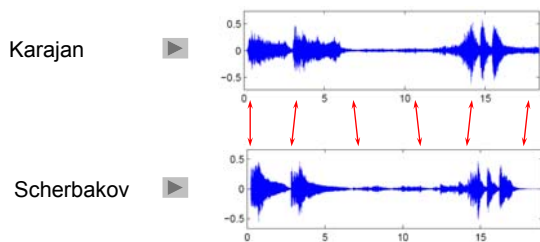
Music Synchronization: Audio-Audio

Beethoven's Fifth



Music Synchronization: Audio-Audio

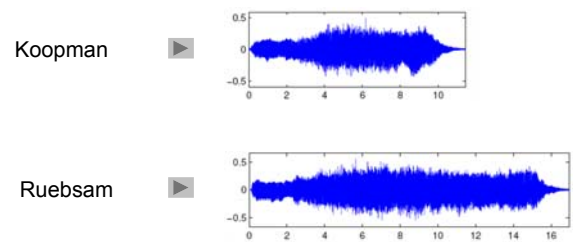
Beethoven's Fifth



Synchronization: Karajan → Scherbakov ▶

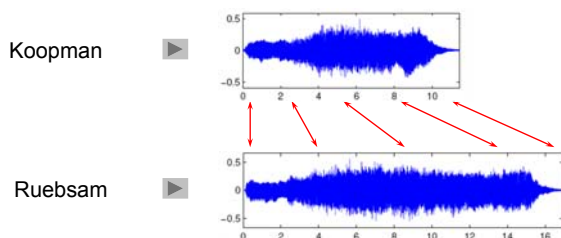
Music Synchronization: Audio-Audio

Bach Toccata



Music Synchronization: Audio-Audio

Bach Toccata



Synchronization: Koopman → Ruebsam ▶

Music Synchronization: Audio-Audio

- Transformation of audio recordings into sequences of **feature vectors**
 - $\rightsquigarrow V := (v^1, v^2, \dots, v^N)$
 - $\rightsquigarrow W := (w^1, w^2, \dots, w^M)$
- Fix **cost measure** c on the feature space
- Compute $N \times M$ **cost matrix** $C(n, m) := c(v^n, w^m)$
- Compute cost-minimizing warping path from C

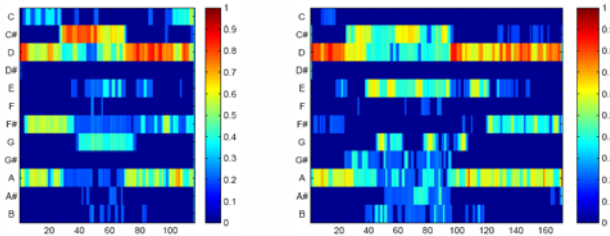
Chroma Features

Example: Bach Toccata

Koopman



Ruebsam



Feature resolution: 10 Hz

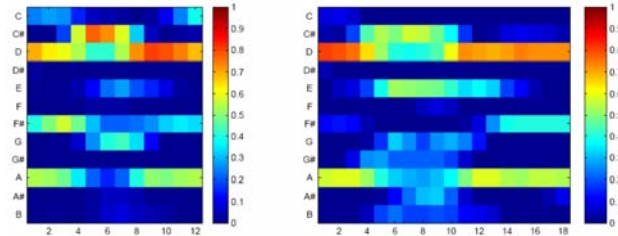
Chroma Features

Example: Bach Toccata

Koopman



Ruebsam



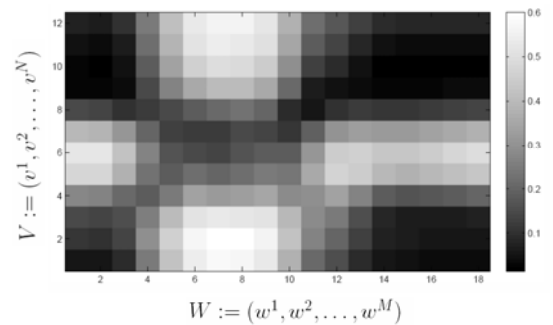
Feature resolution: 1 Hz

Music Synchronization: Audio-Audio

- Koopman $\rightsquigarrow V := (v^1, v^2, \dots, v^N)$ $N = 12$
- Ruebsam $\rightsquigarrow W := (w^1, w^2, \dots, w^M)$ $M = 18$
- $v^n, w^m = 12$ -dimensional normalized chroma vectors
- Local cost measure $c: \mathbb{R}^{12} \times \mathbb{R}^{12} \rightarrow \mathbb{R}$

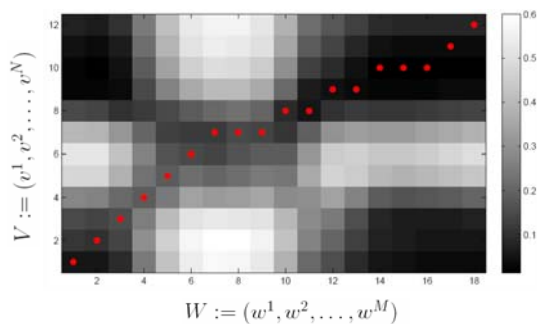
$$c(v^n, w^m) := 1 - \langle v^n, w^m \rangle$$
- $N \times M$ cost matrix $C(n, m) := c(v^n, w^m)$

Music Synchronization: Audio-Audio



Music Synchronization: Audio-Audio

Cost-minimizing warping path

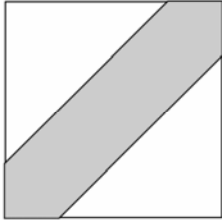


Cost-Minimizing Warping Path

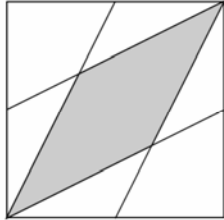
- Computation via dynamic programming
 \rightsquigarrow Dynamic Time Warping (DTW)
- Memory requirements and running time: $O(NM)$
- **Problem: Infeasible for large N and M**
- Example: Feature resolution 10 Hz, pieces 15 min
 $\Rightarrow N, M \sim 10,000$
 $\Rightarrow N \cdot M \sim 100,000,000$

Strategy: Global Constraints

Sakoe-Chiba band

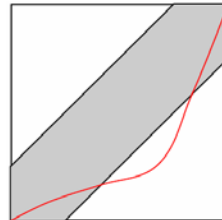


Itakura parallelogram

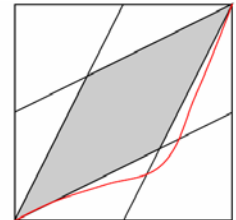


Strategy: Global Constraints

Sakoe-Chiba band

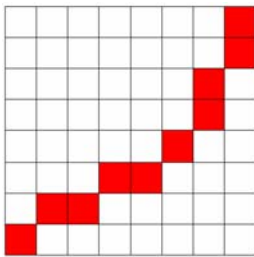


Itakura parallelogram



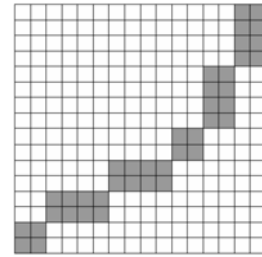
Problem: Optimal warping path not in constraint region

Strategy: Multiscale Approach




Compute optimal warping path on coarse level

Strategy: Multiscale Approach



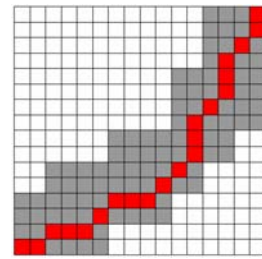
Project on fine level

Strategy: Multiscale Approach



Specify constraint region

Strategy: Multiscale Approach



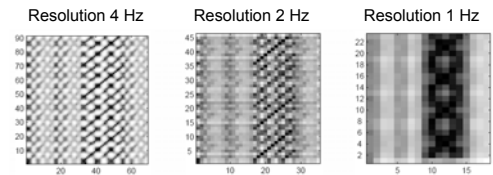
Compute *constrained* optimal warping path

Strategy: Multiscale Approach

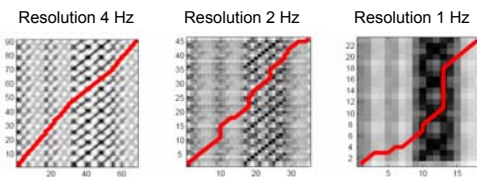
- Suitable features?
- Suitable resolution levels?
- Size of constraint regions?

Good trade-off between efficiency and robustness?

Strategy: Multiscale Approach



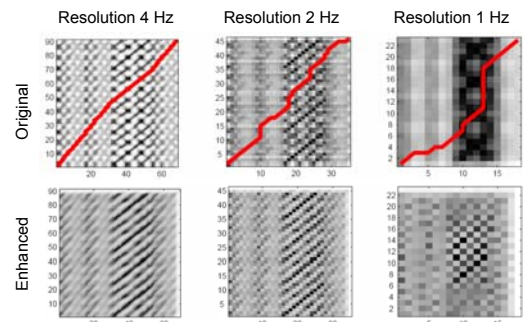
Strategy: Multiscale Approach



Problem: Cost matrix may degenerate
 ~> useless warping path

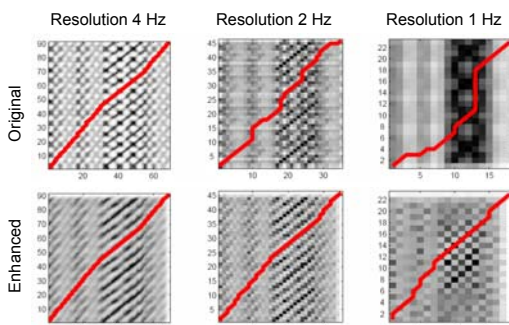
Strategy: Multiscale Approach

Improve robustness by enhancing cost matrix



Strategy: Multiscale Approach

Improve robustness by enhancing cost matrix



Strategy: Multiscale Approach

Chroma features at three levels: 0.33 Hz / 1 Hz / 10 Hz

Recording 1	length [sec]	Recording 2	length [sec]	t_{DTW} [sec]	$t_{M_{DTW}}$ [sec]	[%]
Beet9Bern	1144.9	Beet9Kar	1054.8	31.18	1.08	3.46

Strategy: Multiscale Approach

Chroma features at three levels: 0.33 Hz / 1 Hz / 10 Hz

Recording 1	length [sec]	Recording 2	length [sec]	t_{DTW} [sec]	t_{MsDTW} [sec]	[%]
Beet9Bern	1144.9	Beet9Kar	1054.8	31.18	1.08	3.46

Number of matrix entries needed for DTW and MsDTW:

	DTW	MsDTW	%
Level 1	120,808,050	2,117,929	1.75
Level 2	1,209,030	17,657	1.46
Level 3	134,464	134,464	100

Music Synchronization: Audio-Audio

Conclusions

- Chroma features
 - ↪ suited for harmony-based music
- Relatively coarse but good global alignments
- Multiscale approach: simple, robust, fast

Music Synchronization: Audio-Audio

Applications

- Efficient music browsing
- Blending from one interpretation to another one
- Mixing and morphing different interpretations
- Tempo studies

System: Match (Dixon)

MATCH 0.6 [?] [X]

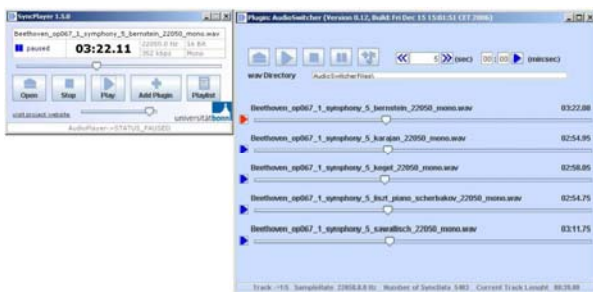
Status: Aligning 02:18

Mode: Continue

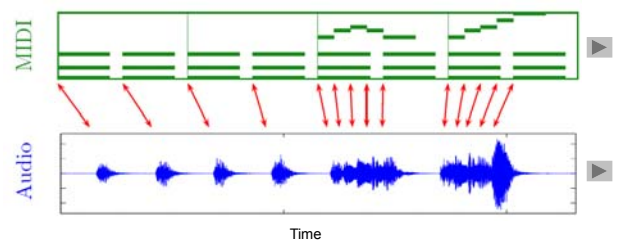
▶ || ◻ ◀▶ * ▶▶ +

- Argerich1965_Chopin_op15_1
- Arrau1978_Chopin_op15_1
- Ashkenazy1985_Chopin_op15_1
- Barenboim1981_Chopin_op15_1
- Harasiewicz1961_Chopin_op15_1
- Horowitz1957_Chopin_op15_1**
- Leonskaja1992_Chopin_op15_1
- Maisenberg1995_Chopin_op15_1
- Perahia1994_Chopin_op15_1
- Pires1996_Chopin_op15_1
- Pollini1968_Chopin_op15_1
- Richter1968_Chopin_op15_1
- Rubinstein1965_Chopin_op15_1

System: SyncPlayer/AudioSwitcher



Music Synchronization: MIDI-Audio



Music Synchronization: MIDI-Audio

MIDI = meta data

Automated annotation

Audio recording

Sonification of annotations



Music Synchronization: MIDI-Audio

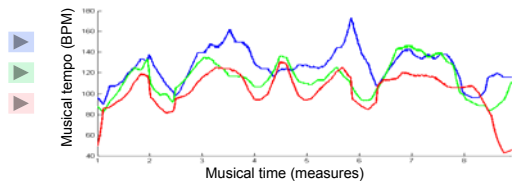
MIDI = reference (score)

Tempo information

Audio recording

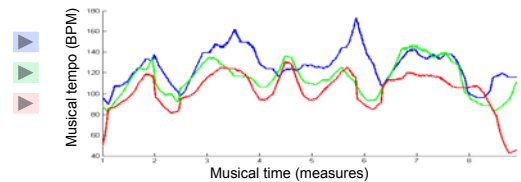
Performance Analysis: Tempo Curves

Schumann:
Träumerei



Performance Analysis: Tempo Curves

What can be done if no reference is available?




Music Synchronization: MIDI-Audio

Applications

- Automated audio annotation
- Accurate audio access after MIDI-based retrieval
- Automated tracking of MIDI note parameters during audio playback
- Performance Analysis

Music Synchronization: Scan-Audio

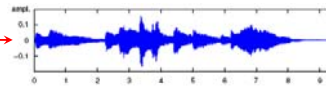


Music Synchronization: Scan-Audio

Scanned Sheet Music



Correspondence



Audio Recording

Music Synchronization: Scan-Audio

Scanned Sheet Music

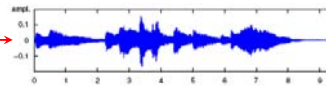


Correspondence

Symbolic Note Events



OMR



Audio Recording


Music Synchronization: Scan-Audio

Scanned Sheet Music

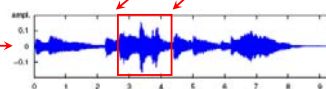


Correspondence

Symbolic Note Events



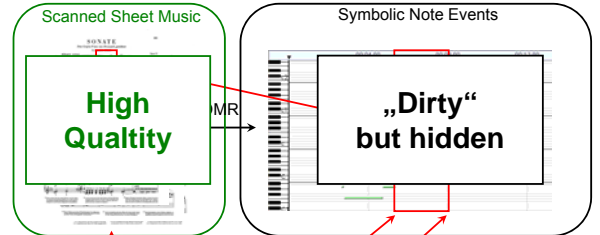
OMR



Audio Recording

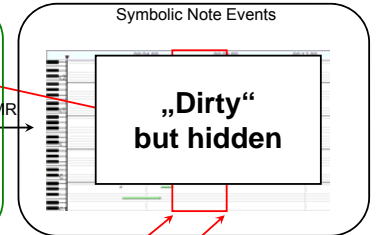
Music Synchronization: Scan-Audio

Scanned Sheet Music



Correspondence

Symbolic Note Events

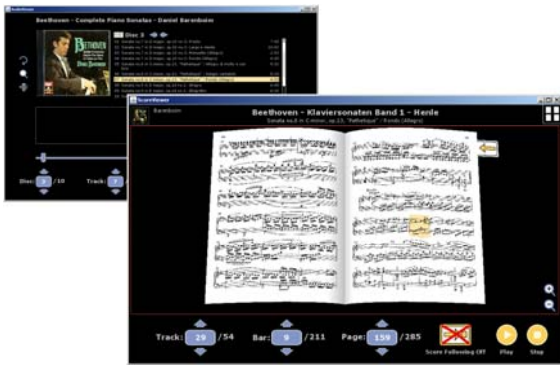


MR



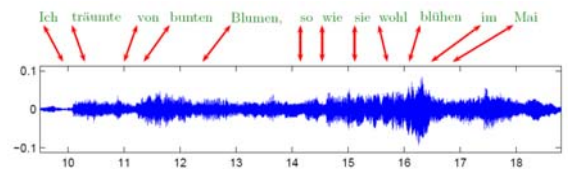
Audio Recording

Application: Score Viewer



[ECDL 08, ICMI 08]

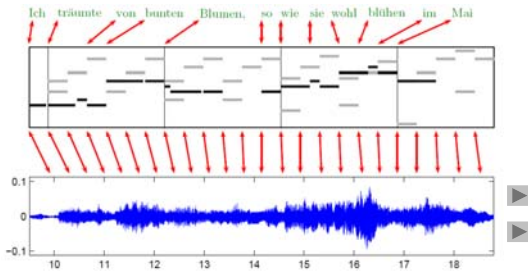
Music Synchronization: Lyrics-Audio



Difficult task!

Music Synchronization: Lyrics-Audio

Lyrics-Audio → Lyrics-MIDI + MIDI-Audio



System: SyncPlayer/LyricsSeeker



High-Resolution Music Synchronization

- Normalized chroma features
 - robust to changes in instrumentation and dynamics
 - robust synchronization of reasonable overall quality
- Drawback: low temporal alignment accuracy
- Idea: Integration of note onset information

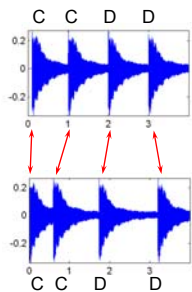
High-Resolution Music Synchronization

- Normalized chroma features
 - robust to changes in instrumentation and dynamics
 - robust synchronization of reasonable overall quality
- Drawback: low temporal alignment accuracy
- Idea: Integration of note onset information
- Example: MIDI-Audio synchronization

Chroma-Chroma:  
 Chroma-Chroma + onset information:  

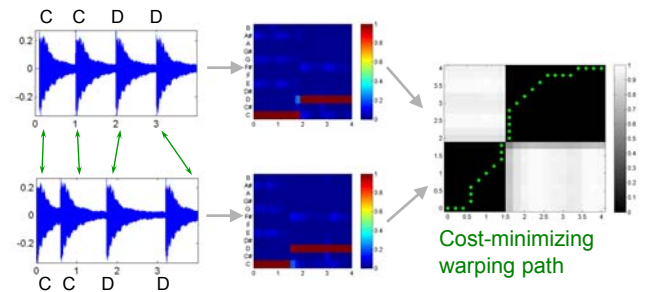
High-Resolution Music Synchronization

Example: C – C – D – D



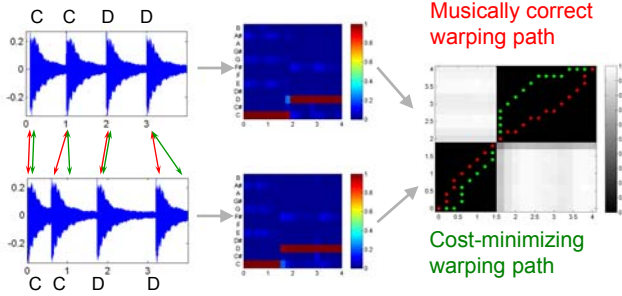
High-Resolution Music Synchronization

Example: C – C – D – D



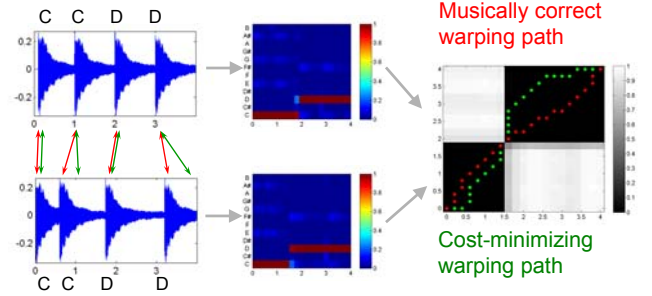
High-Resolution Music Synchronization

Example: C – C – D – D



High-Resolution Music Synchronization

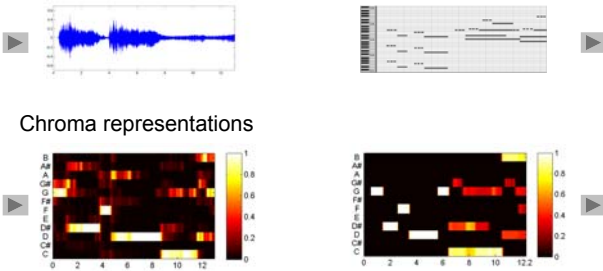
Example: C – C – D – D



Problem: note onsets are not captured in feature representation

High-Resolution Music Synchronization

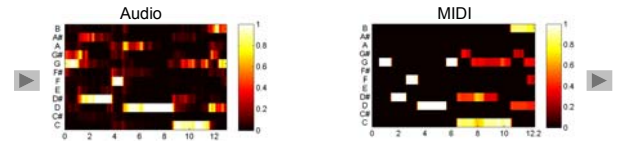
Example: Beethoven's Fifth



Problem: note onsets are not captured in feature representation

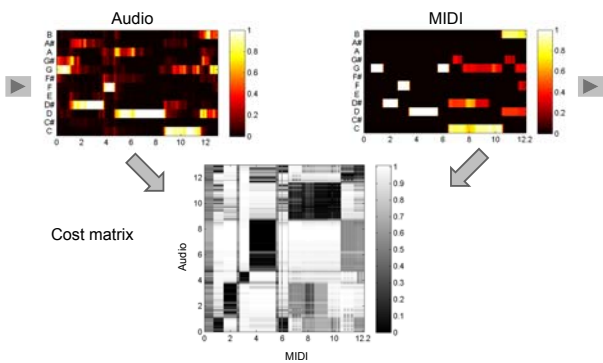
High-Resolution Music Synchronization

Example: Beethoven's Fifth



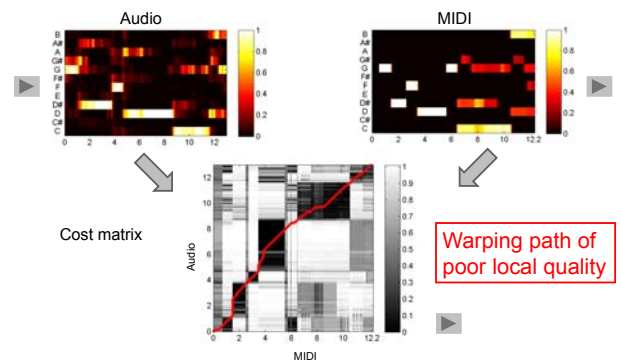
High-Resolution Music Synchronization

Example: Beethoven's Fifth



High-Resolution Music Synchronization

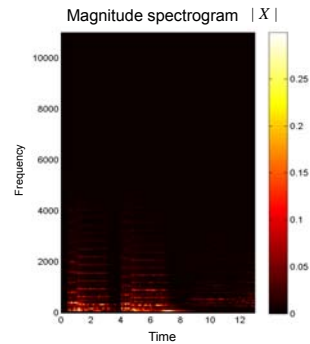
Example: Beethoven's Fifth



Onset Detection

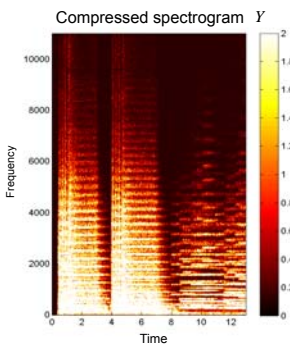
- General goal: Detection of onsets of musical notes
- Typical signal properties at note onset positions:
 - increase in energy
 - change of pitch
 - change of spectral content
 - high frequency content
- Idea: locate note onset candidates by measuring changes in spectral content

Onset Detection



- Steps:**
- Spectrogram

Onset Detection

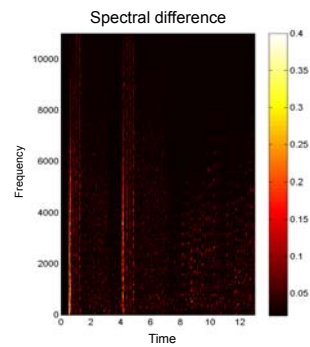


- Steps:**
- Spectrogram
 - Logarithmic compression

$$Y = \log(1 + C \cdot |X|)$$

- human sensation
- enhances low intensity values
- high frequency content
- reduces influence of amplitude modulation

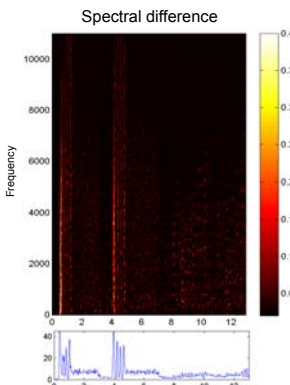
Onset Detection



- Steps:**
- Spectrogram
 - Logarithmic compression
 - Differentiation

- energy increase to be captured
- only positive values considered

Onset Detection



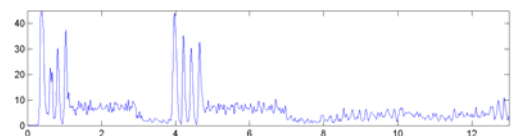
- Steps:**
- Spectrogram
 - Logarithmic compression
 - Differentiation
 - Accumulation

Novelty Curve

Onset Detection

- Steps:**
- Spectrogram
 - Logarithmic compression
 - Differentiation
 - Accumulation

Novelty Curve



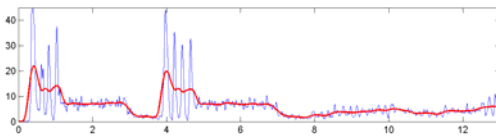
Onset Detection

Steps:

1. Spectrogram
2. Logarithmic compression
3. Differentiation
4. Accumulation
5. Normalization

Novelty Curve

Substraction of local average

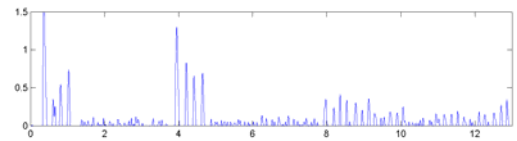


Onset Detection

Steps:

1. Spectrogram
2. Logarithmic compression
3. Differentiation
4. Accumulation
5. Normalization

Normalized novelty curve

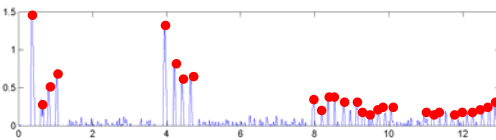


Onset Detection

Steps:

1. Spectrogram
2. Logarithmic compression
3. Differentiation
4. Accumulation
5. Normalization
6. Peak picking

Normalized novelty curve

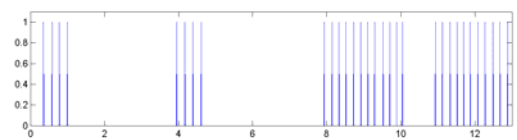


Onset Detection

Steps:

1. Spectrogram
2. Logarithmic compression
3. Differentiation
4. Accumulation
5. Normalization
6. Peak picking

Impulses

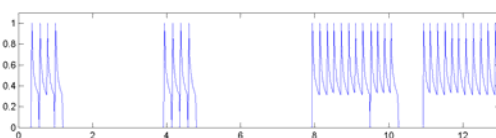


Onset Detection

Steps:

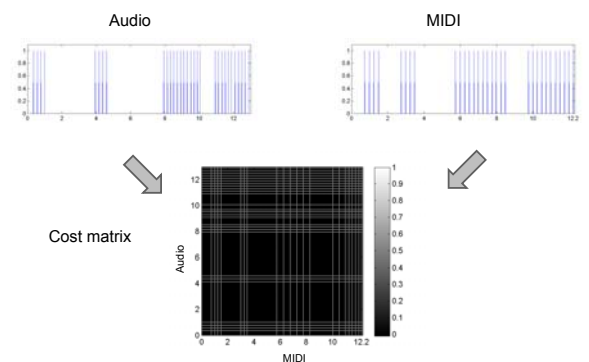
1. Spectrogram
2. Logarithmic compression
3. Differentiation
4. Accumulation
5. Normalization
6. Peak picking
7. Decay Filter

Decaying impulses



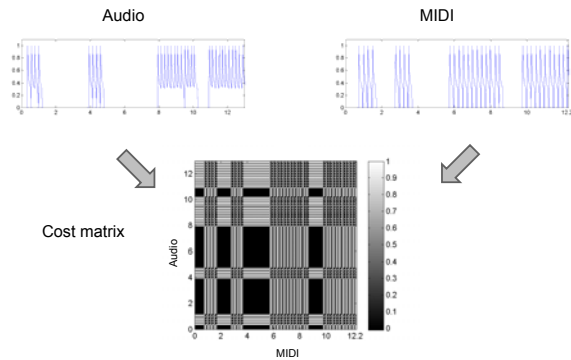
High-Resolution Music Synchronization

Cost matrix based on impulses



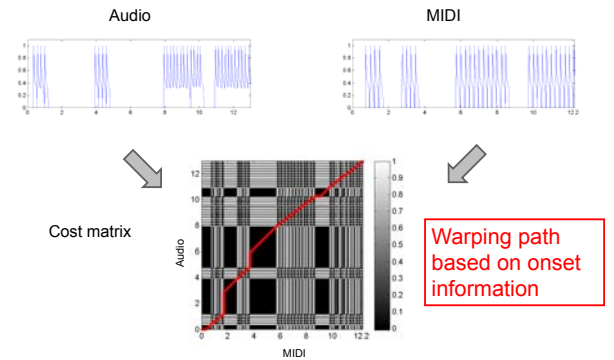
High-Resolution Music Synchronization

Cost matrix based on decaying impulses



High-Resolution Music Synchronization

Cost matrix based on decaying impulses



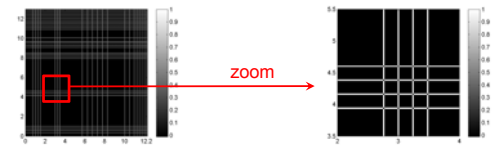
High-Resolution Music Synchronization

Ideas:

- Build up cost matrix with corridors of low cost
- Decaying strategy enforce corridor structure
- Each corridor corresponds to MIDI-audio pair of note onset candidates
- Warping path tends to run through corridors of low cost
 - note onset positions are likely to be aligned

High-Resolution Music Synchronization

Impulses

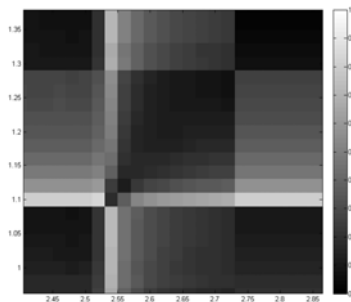


Decaying impulses



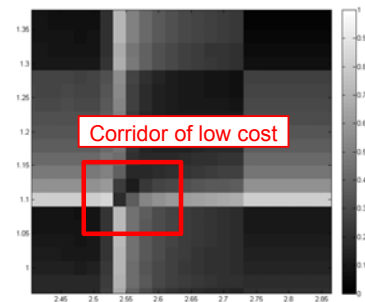
High-Resolution Music Synchronization

Cost matrix for decaying impulses



High-Resolution Music Synchronization

Cost matrix for decaying impulses

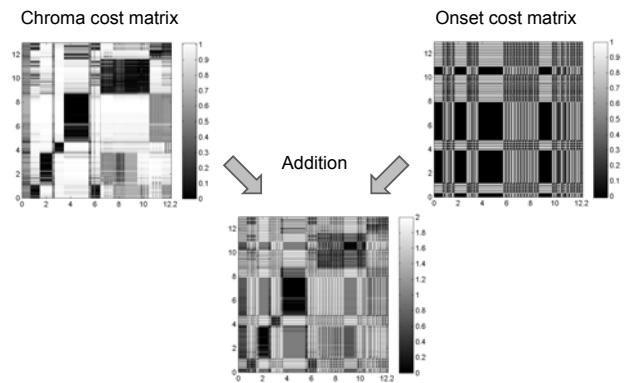


High-Resolution Music Synchronization

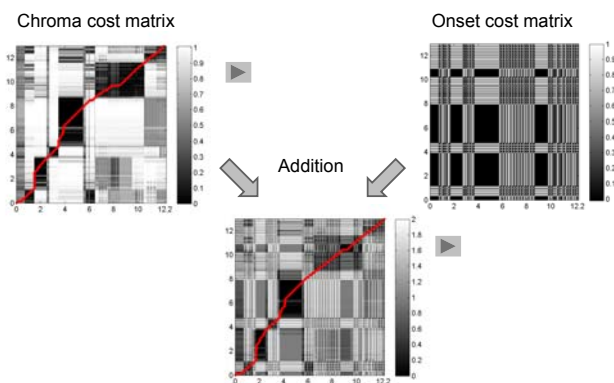
Combination of two different types of cost matrices:

- Cost matrix obtained from chroma features controls the global course of warping path
 - robust synchronization
- Cost matrix obtained from onset information controls the local course of warping path
 - accurate alignment

High-Resolution Music Synchronization



High-Resolution Music Synchronization



Conclusions: Music Synchronization

Various requirements

- Efficiency
- Robustness
- Accuracy
- Variability of music

Conclusions: Music Synchronization

Combination of various strategies

- Feature level
- Local cost measure level
- Global alignment level
- Evidence pooling using competing strategies

Conclusions: Music Synchronization

Offline vs. Online

- Online version: Dixon/Widmer (ISMIR 2005)
- Hidden Markov Models: Raphael (ISMIR 2004)
- Score-following
- Automatic accompaniment

Conclusions: Music Synchronization

Presence of variations

- Instrumentation
- Musical structure
- Polyphony
- Musical key
- ...